

MAGNETIC CATCHES



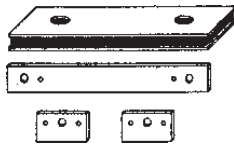
Self-aligning magnet. Oversized strike plate. Elongated screw slots.

Cadmium super magnet. 1 $\frac{3}{4}$ x 11/16".
LA-P109.2C

White super magnet. 1 $\frac{3}{4}$ " x 11/16".
LA-P109.W

1-7/8" wide x 5/8" deep x 1/2" high.
White with nickel strike plate.
LA-MC20WH

1-5/8" wide x 13/16" deep x 1/2" high.
Brown with bronze strike plate.
LA-MC20BN



Magnetic catch with 3 plates. 35 lb grip. Brass plated. Heavy duty construction. 77mm x 20mm x 8mm magnet.

LA-MC293BR



13 lb pull. 9/16" OD x 17/32" long.
Brown with bronze strike plate.
LA-MC394BN



6 lb pull. 5/16" OD x 19/32" long. Black with nickel strike plate.
LA-MC516BK

CabinetWare


ELBOW CATCH



Bronze finish with strike plate.
LA-EC238BZ

Nickel finish with strike plate.
LA-1016.N

MAGNETIC TOUCH LATCHES



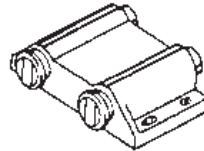
Surface mounted.

Black with bronze strike plate.
LA-MT1BK

White with Nickel strike plate.
LA-MT1WH



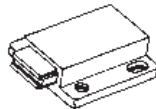
Inset mounted. Drill 1/2" deep x 19/32" diameter hole. Spring ejects 3/8". Black with nickel strike plate.
LA-MT8BK



Surface mounted. Accommodates two doors. Adaptable to wood/glass doors.

Black with bronze strike plate.
LA-508.BL.PWS

White with Nickel strike plate.
LA-MT2WH



Surface mounted. Elongated screw slots. Brown with bronze strike plate.
LA-IPMP5BR

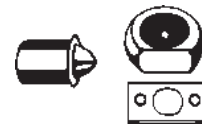
CabinetWare

MINI LATCH



Overlay, flush, and inset doors. Nickel with white plastic strike.
LA-TL5WH

BULLET CATCHES



Brass barrel and spring.

3/8" diameter x 1/2" long.
5/8" diameter strike plate.
LAK-901BR

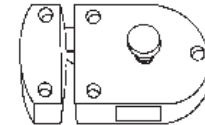
21/64" diameter x 3/8" long.
5/8" diameter strike plate.
LAK-902BR

3/8" diameter x 5/8" long.
9/16" x 1-1/16" adjustable catch.
LAK-903BR

1/2" diameter x 1-1/32" long.
5/8" x 1-1/4" adjustable catch.
LAK-905BR

CabinetWare

GATE LATCH



2" x 2-3/8". Cast aluminum.
LAK-989AL Natural aluminum.
LAK-989BR Sprayed brass.

CabinetWare

FLEXA TOUCH DRAWER OPENER

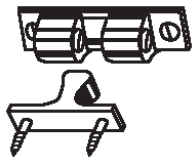


Press in 1/8", springs open. 2 1/2" required behind drawer.
LA-TL122

CabinetWare



BALL CATCHES



Adjustable tension. Solid brass catch and strike.

1-11/16" x 5/16" Brass Finish
LA-BC134BR

1-11/16" x 5/16" Satin Nickel Finish
LA-M240k

2¾" x ½" Brass Finish
LA-BC234BR

2-3/8" x 7/16" Brass Finish
LA-BC238BR

CabinetWare

SURFACE BOLT



Satin brass finish. 3/8" half-round rod diameter. 5/8" x 1-5/16" guide. Includes strike.

4" long **LA-BT379SB4**
6" long **LA-BT379SB6**

CabinetWare

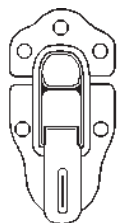
SLIDE BOLT



Solid brass with strike. 3" long. Screws are completely hidden when mounted.

Chrome **LA-BT45PC3**
Brass **LA-BT45PB3**


DRAW BOLT



1½" x 2-11/16". Polished brass. With padlock eyes.
LA-BT857BR

CabinetWare

DOUBLE ROLLER CATCH

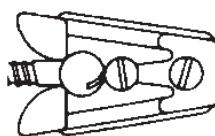


Steel with strike. Self-adjusting. Zinc finish.
LA-504.1

Statuary bronze finish.
LA-P657.STB

CabinetWare

HEAVY DUTY DOOR CATCH



Nylon catch with stainless steel spring. 18-20 lb pull.
LA-CA2210

ROLLER CATCHES



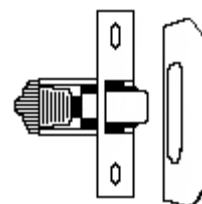
Steel with polyethylene roller. For overlay or flush doors. Zinc finish. 1½" wide x 5/8" high x 1-1/8" deep.
LA-CA9823.B2G

Statuary bronze finish.
LA-CA9823.BMC

Steel with polyethylene roller. Zinc Finish. 2" wide x 1" high x 1-5/8" deep.
LA-9745.2G

CabinetWare

HEAVY DUTY ROLLER CATCH



Polished brass finish. Features adjustable tension on the roller & a full lipped strike plate to simplify mortising. Bore ¾" diameter x 1¾" deep for catch.
LA-CA335F3

CabinetWare

Notes _____

We are expanding our product lines continuously.
If you don't see it in our catalog, log on @
CabinetWare.com
for color pictures, new products & downloadable updated sections of our catalog!
Customer Service is also available as well as your local sales representative!