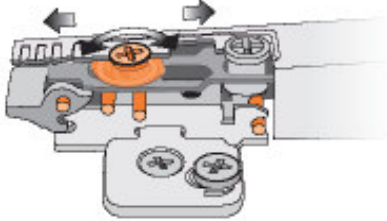


**blum<sup>®</sup>** CLIP top: the new generation of concealed hinges. Features include a modified depth adjustment technique, added strength around the perimeter of the cup and arm indentations to improve attachment comfort.

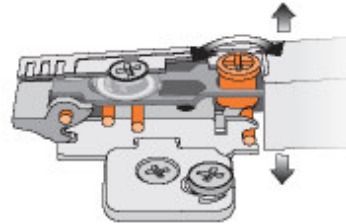
### Spiral-Tech depth adjustment

With Blum's Spiral-Tech depth adjustment, just one and three quarter revolutions of the screw creates 5mm of adjustment without loosening and retightening a fixing screw.



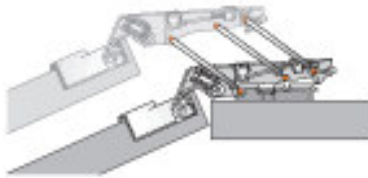
### Side adjustment

Blum's side adjustment is a flush screwhead that allows 4mm of adjustment. It also has an integral stop that prevents removal.





### Blum three-point contact

CLIP top and CLIP hinges have three-point contact between the hinge and mounting plate to keep them firmly connected under heavy usage.



- All metal, nickel plated.
- New "spiral-tech" depth adjustment.
- Tool-free door to cabinet assembly.
- 3-dimensional independent adjustment.
- INSERTA models provide tool-free hinge to door assembly


		CLIP top 107° CONCEALED HINGE		
Swing Type	Cup Mount	Full Overlay	Twin	Inset
Self-close	Screw-on	HGB-75T1550	HGB-75T1650	HGB-75T1750
	Press-in	HGB-75T1580	HGB-75T1680	HGB-75T1780
	INSERTA	HGB-75T1590	HGB-75T1690	HGB-75T1790
Free-Swing	Screw-on	HGB-74T1550	-	-
	Press-in	HGB-74T1580	-	-



**CLIP top 120° CONCEALED HINGE**

Swing Type	Cup Mount	Full Overlay	Twin	Inset
Self-close	Screw-on	HGB-71T5550	HGB-71T5650	HGB-71T5650*
	Press-in	HGB-71T5580	HGB-71T5680	HGB-71T5680*
	INSERTA	HGB-71T5590	HGB-71T5690	HGB-71T5690*
Free-swing	Screw-on	HGB-70T5550	HGB-70T5650	HGB-70T5650*
	Press-in	HGB-70T5580	HGB-70T5680	HGB-70T5680*
	INSERTA	HGB-70T5590	HGB-70T5690	HGB-70T5690*

\* For inset application use 9mm plate



**CLIP top 120°+ CONCEALED HINGE**  
(larger overlay for thicker cabinet sides. 21mm maximum overlay)




Swing Type	Cup Mount	Full Overlay	Twin	Inset
Self-close	Screw-on	HGB-73T5550	HGB-73T5550*	HGB-73T5550**
	Press-in	HGB-73T5580	HGB-73T5580*	HGB-73T5580**
	INSERTA	HGB-73T5590	HGB-73T5590*	HGB-73T5590**

\* For twin application use 9mm plate  
\*\* For inset application use 18mm plate

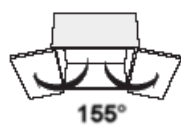
**CLIP top 170° CONCEALED HINGE**

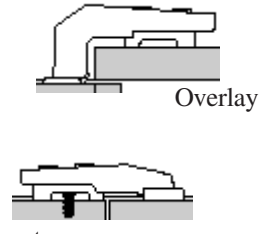
Swing Type	Cup Mount	Full Overlay	Twin	Inset
Self-close	Screw-on	HGB-71T6550	HGB-71T6650	HGB-71T6650*
	Press-in	HGB-71T6580	HGB-71T6680	HGB-71T6680*
	INSERTA	HGB-71T6540	HGB-71T6640	HGB-71T6640*
Free-swing	Screw-on	HGB-70T6550	HGB-70T6650	HGB-70T6650*
	Press-in	HGB-70T6580	HGB-70T6680	HGB-70T6680*
	INSERTA	HGB-70T6540	-	-


\* For inset application use 9mm plate


<b>CLIP top 95° THICK DOOR CONCEALED HINGE</b>				
Swing Type	Cup Mount	Full Overlay 	Twin 	Inset 
Self-close	Screw-on	<b>HGB-71T9550</b>	<b>HGB-71T9650</b>	<b>HGB-71T9750</b>
	Press-in	<b>HGB-71T9580</b>	<b>HGB-71T9680</b>	<b>HGB-71T9780</b>
	INSERTA	<b>HGB-71T9590</b>	<b>HGB-71T9690</b>	<b>HGB-71T9790</b>
Free-swing	Screw-on	<b>HGB-70T9550</b>	<b>HGB-70T9650</b>	-
	Press-in	<b>HGB-70T9580</b>	-	<b>HGB-70T9580*</b>
	INSERTA	-	-	-

\* For inset application use 18mm plate

<b>CLIP top ZERO PROTRUSION HINGES</b>				
Swing Type	Cup Mount	Overlay	Inset	 155°
Self-close	Screw-on	<b>HGB-71T7500</b>	-	
	Press-in	<b>HGB-71T7530</b>	-	
	INSERTA	<b>HGB-71T7540</b>	-	

<b>95° CLIP top BLIND CORNER HINGE</b>				
Swing Type	Cup Mount	Overlay	Inset	 Overlay Inset
Self-close	Screw-on	<b>HGB-79T9950.37</b>	<b>HGB-79T9550</b>	
	Press-in	<b>HGB-79T9980.37</b>	<b>HGB-79T9580</b>	
	INSERTA	<b>HGB-79T9990.37</b>	<b>HGB-79T9590</b>	

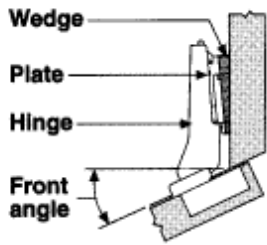
 <b>DIAGONAL 45 CROSS CORNER CLIP top HINGE</b> 110° opening for 45° diagonal cabinets		
Swing Type	Cup Mount	Cabinetware Part #
Self-closing	Press-in	<b>HGB-79T5580</b>

 <b>DIAGONAL 37 CLIP top HINGE</b> 95° opening for 37° diagonal cabinets		
Swing Type	Cup Mount	Cabinetware Part #
Self-closing	INSERTA	<b>HGB-79A9597.T</b>

Please note - Some products featured in this catalog may not be stock items. See CabinetWare.com for current stock availability.

# HG-4 CLIP ANGLED HINGE PROGRAM

2006.1



Code Number	
Hinge	Clip top hinge
Plate	Clip mounting plate
Wedge	May or may not be required

Order hinge, plate and wedge if required.

## Positive Angles

## Negative Angles



Maximum Overlay    Partial Overlay    Corner Merge    Inset Door    Mitered Corner    Maximum Overlay    Inset Door

5°	<b>1</b>	<b>10</b>	<b>19</b>	<b>27</b>		-5°	<b>42</b>	<b>51</b>
	71T9590	71T9590	71T9690	71T9790			71T9590	71T9690
	173H7100	173H7100	173H7100	173H7100			173H7100	173H7100
10°	<b>2</b>	<b>11</b>	<b>20</b>	<b>28</b>		-10°	<b>43</b>	<b>52</b>
	79A9494.T	79A9494.T	79A9494.T	79A9494.T			79A5493.T	79A5493.T
	173H7100	173H7100	175H9190.22	175H9190.22			173H7100	175h9190.22
15°	<b>3</b>	<b>12</b>	<b>21</b>	<b>29</b>	<b>36</b>	-15°	<b>44</b>	<b>53</b>
	79A9494.T	79A9494.T	79A9595.T	79A9595.T	79A9595.T		79A5493.T	79A5493.T
	175H9160	175H9190	173H7130	175H9190	173H7100		173H7130	175H9190.22
20°	<b>4</b>	<b>13</b>	<b>22</b>	<b>30</b>	<b>37</b>	-20°	<b>45</b>	<b>54</b>
	79A9494.T	79A9595.T	79A9595.T	79A9595.T	79A9595.T		79A5493.T	79A5493.T
	173H7100	173H7100	175H9190	175H9190.22	175H9160		173H7100	175H7190
25°	<b>5</b>	<b>14</b>	<b>23</b>	<b>31</b>	<b>38</b>	-25°	<b>46</b>	<b>55</b>
	79A9496.T	79A9595.T	79A9596.T	79A9596.T	79A9596.T		79A5491.T	79A5491.T
	173H7100	173H7100	173H7100	175H9190.22	173H7100		173H7100	175H7190
30°	<b>6</b>	<b>15</b>	<b>24</b>	<b>32</b>	<b>39</b>	-30°	<b>47</b>	
	79A9496.T	79A9596.T	79A9596.T	79A9596.T	79A9596.T		79A5491.T	
	175H9160	173H7100	175H9190	175H9190.22	173H7130		173H7130	
35°	<b>7</b>	<b>16</b>	<b>25</b>	<b>33</b>	<b>40</b>	-35°	<b>48</b>	
	79A9496.T	79A9596.T	79A9596.T	79A9596.T	79A9596.T		79A5491.T	
	173H7100	173H7100	173H7100	175H9190.22	173H7100		173H7100	
40°	<b>8</b>	<b>17</b>		<b>34</b>		-40°	<b>49</b>	
	79A9498.T	79A9598.T		79A9698.T			79A5490.T	
	173H7100	175H9160		175H9190			173H7100	
45°	<b>9</b>	<b>18</b>	<b>26</b>	<b>35</b>	<b>41</b>	-45°	<b>50</b>	
	79A9498.T	79T5590	79A9698.T	79T5590	79A9698.T		79A5490.T	
	175H9160	173H7100	173H7100	175H9190.22	173H7100		173H7130	
	-	-	-	-	-		-	

**CabinetWare®**

www.cabinetware.com

Sarasota

Jacksonville

Orlando

Tampa


1-800-226-6300

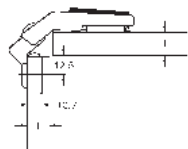
1-866-855-1575

1-888-575-1500

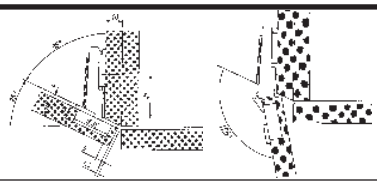
1-800-257-1855

**blum** "Clip" hinges allows doors to be mounted to the cabinets without tools. The "Clip" hinge snaps into place and is released by a concealed lever. Once the door is adjusted to the correct position, they can be removed and replaced without readjusting.

		100° CLIP CONCEALED HINGE		
Swing Type	Cup Mount	Full Overlay	Twin	Inset
Self-close	Screw-on	HGB-71M2550	HGB-71M2650	HGB-71M2750
	Press-in	HGB-71M2580	HGB-71M2680	HGB-71M2780
	Inserta	HGB-71M2590	HGB-71M2690	HGB-71M2790
Free-swing	Screw-on	HGB-70M2550	HGB-70M2650	HGB-70M2750
	Press-in	HGB-70M2580	-	-

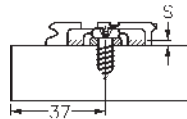
		BI-FOLD 60° CLIP HINGE
Swing Type	Cup Mount	Cabinetware Part #
Self-closing	Press-in	HGB-79M8530.10

		95° MINI CLIP HINGE		
Swing Type	Cup Mount	Full Overlay	Twin	Inset
Self-close	Screw-on	HGB-71M0550	HGB-71M0650	HGB-71M0750

		CLIPACUTE ANGLE HINGE
Swing Type	Cup Mount	Cabinetware Part #
Self-closing	Press-in	HGB-79A5582

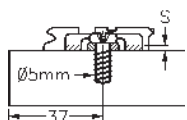
Please note - Some products featured in this catalog may not be stock items. See CabinetWare.com for current stock availability.

blum® CLIP HINGE MOUNTING PLATES



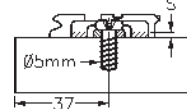
CabinetWare Part Number	Build-up
HGB-173L6100	S=0mm
HGB-173L6130	S=3mm

Nickel plated finish. Steel height adjustment wing plate with 6mm range and #6 wood screw attachment.



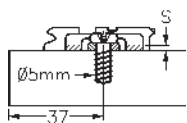

CabinetWare Part Number	Build-up
HGB-173H7100	S=0mm
HGB-173H7130	S=3mm

Nickel plated finish. Cam height adjustable +/-2mm.



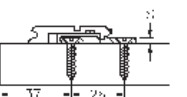
CabinetWare Part Number	Build-up
HGB-173L8100	S=0mm
HGB-173L8130	S=3mm

Nickel plated finish. Steel height adjustment wing plate with 6mm range and pre-mounted system screws.



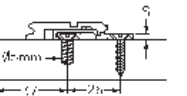

CabinetWare Part Number	Build-up
HGB-175L8100	S=0mm
HGB-175L8130	S=3mm
HGB-175L8190	S=9mm

Nickel plated finish. Die-cast height adjustment wing plate with 6mm range and pre-mounted system screws.



CabinetWare Part Number	Build-up
HGB-175H7100	S=0mm
HGB-175H7130	S=3mm
HGB-175H7190	S=9mm

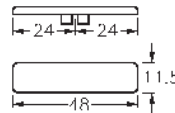
Nickel plated finish. Die-cast height adjustment wing plate with 4mm range and counter sunk holes for #6 wood screws.



CabinetWare Part Number	Build-up
HGB-175H9100	S=0mm
HGB-175H9130	S=3mm
HGB-175H9160	S=6mm
HGB-175H9190	S=9mm
HGB-175H9190.22	S=18mm

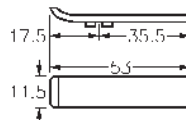
Nickel plated. Die-cast height adjustment wing plate with 4mm range and counter sunk hole for #7 wood screw and hole for system screw.

blum® CLIP HINGE COVER CAPS



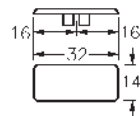
CabinetWare Part Number
HGB-90M2103*

Symmetrical cover cap for all 100° to 125° **straight** arm CLIP hinges.



CabinetWare Part Number
HGB-90M2203

Asymmetrical cover cap for all 100° to 125° **cranked** arm (steel cup) CLIP hinges.







CabinetWare Part Number
HGB-80.6507




Symmetrical cover cap for all 170° CLIP hinges.

\*Special order cover caps are available with your company logo. 5000 piece minimum quantity.


CabinetWare

NOTES

 <b>100° MODUL CONCEALED HINGE</b>				
Swing Type	Cup Mount	Full Overlay 	Twin 	Inset 
Self-close	Screw-on	HGB-91M2550	HGB-91M2650	HGB-91M2750
	Press-in	HGB-91M2580	HGB-91M2680	HGB-91M2780
Free-swing	Screw-on	HGB-90M2550	HGB-90M2650	HGB-90M2750
	Press-in	HGB-90M2580	HGB-90M2680	HGB-90M2780

<b>MODUL 170° CONCEALED HINGE</b>				
Swing Type	Cup Mount	Full Overlay 	Twin 	Inset 
Self-close	Screw-on	HGB-91A6550	HGB-91A6650	HGB-91A6650*
	Press-in	HGB-91A6580	HGB-91A6680	HGB-91A6680*


\* For inset application use 9mm plate

<b>MODUL ZERO PROTRUSION CONCEALED HINGE</b>		
Swing Type	Cup Mount	Full Overlay 
Self-close	Screw-on	HGB-91.7500.01
	Press-in	HGB-91.7530.01

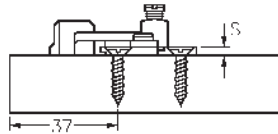
This special Modul wide angle hinge is designed so that a cabinet door and end panel are aligned at a 90° opening. This allows pull out shelves and drawers, when used behind a door, to clear without interference.

<b>95° MODUL BLIND CORNER HINGE</b>			
Swing Type	Cup Mount	Flush Door	Offset Door
Self-close	Screw-on	HGB-99M9550	HGB-99M9550
	Press-in	HGB-99M9580	HGB-99M9580

**FOR THE BEST PRICES,  
Give CabinetWare a call....**

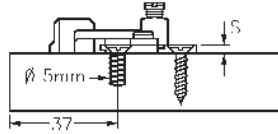



**blum**® MODUL HINGE MOUNTING PLATES



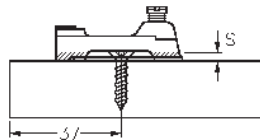
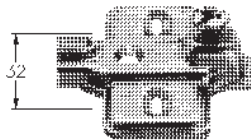
Nickel plated finish. Die-cast height adjustment wing plate with 4mm range and counter sunk holes for #6 wood screws.

CabinetWare Part Number	Build-up
<b>HGB-195H7100</b>	S=0mm
<b>HGB-195H7130</b>	use <b>HGB-195H9130</b>
<b>HGB-195H7160</b>	use <b>HGB-195H9160</b>
<b>HGB-195H7190</b>	S=9mm



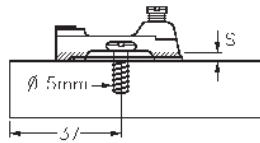
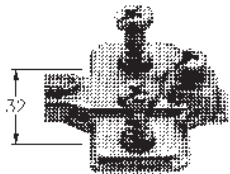
Nickel plated finish. Die-cast height adjustable wing plate with counter sunk holes to accommodate system screws, twin application screws, or #7 wood screws.

CabinetWare Part Number	Build-up
<b>HGB-195H9100</b>	S=0mm
<b>HGB-195H9130</b>	S=3mm
<b>HGB-195H9160</b>	S=6mm
<b>HGB-195H9190</b>	S=9mm
<b>HGB-195H9100.22</b>	S=18mm



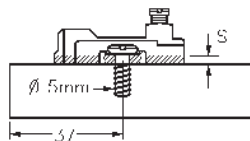
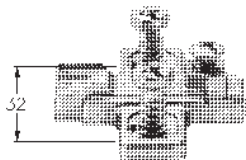
Nickel plated finish. Steel height adjustable wing plate with elongated counter sunk holes to accommodate #6 wood screws.

CabinetWare Part Number	Build-up
<b>HGB-193L6100</b>	S=0mm
<b>HGB-193L6130</b>	S=3mm



Nickel plated finish. Steel height adjustable wing plate with pre-mounted screws.

CabinetWare Part Number	Build-up
<b>HGB-193L8100</b>	S=0mm
<b>HGB-193L8130</b>	S=3mm



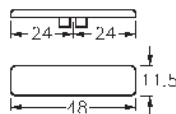
Nickel plated finish. Die-cast height adjustable wing plate with pre-mounted screws.

CabinetWare Part Number	Build-up
<b>HGB-198.8100</b>	S=0mm
<b>HGB-198.8130</b>	S=3mm
<b>HGB-198.8190</b>	S=9mm

CabinetWare

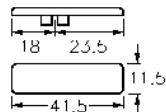
**blum**® COVER CAPS FOR MODUL HINGES

Symmetrical cover cap for all 100°-125° Modul hinges with **straight** hinge arm.



CabinetWare Part Number
<b>HGB-90M2103.01.S</b>

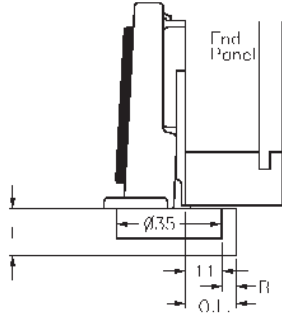
Asymmetrical cover cap for all 100°-125° Modul hinges with **cranked** hinge arm.



CabinetWare Part Number
<b>HGB-90M2203</b>

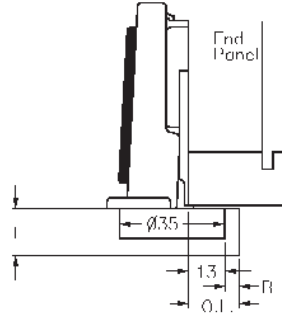
\*Special order cover caps are available with your company logo. 5000 piece minimum quantity.

**blum** ®CLIP HINGE MOUNTING PLATES FOR FACE FRAME



**Overlay Table**  
B Drill Dist. (mm)

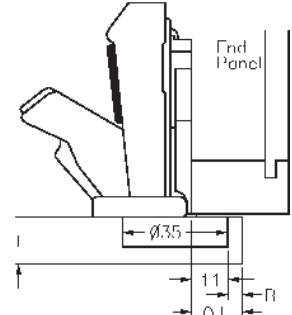
H (mm)	3	4	5	6
0	14	15	16	17
3	11	12	13	14
6	8	9	10	11



**Overlay Table**  
B Drill Dist. (mm)

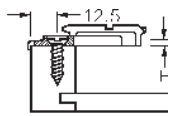

H (mm)	3	4	5	6
0	16	17	18	19
3	13	14	15	16
6	10	11	12	13

21 mm max. O.L.



**Overlay Table**  
B Drill Dist. (mm)

H (mm)	3	4	5	6	7	8
0	14	15	16	17	18	19
3	11	12	13	14	15	16
6	8	9	10	11	12	13

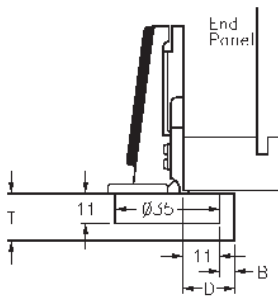


Nickel plated. Die-cast height adjustable mounting plate for #7 wood screws. Select from the full overlay Clip hinges shown on pages HG-1 thru HG-4 for the required opening angle.

CabinetWare Part Number	Overlay	Height (H)
<b>HGB-175L6600.22</b>	3/4"	0 mm
<b>HGB-175L6630.22</b>	5/8"	3 mm
<b>HGB-175L6660.22</b>	1/2"	6 mm

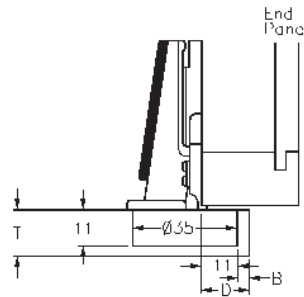
CabinetWare

**blum** ®MODUL HINGE MOUNTING PLATES FOR FACE FRAME



**Overlay Table**  
B Drill Dist. (mm)

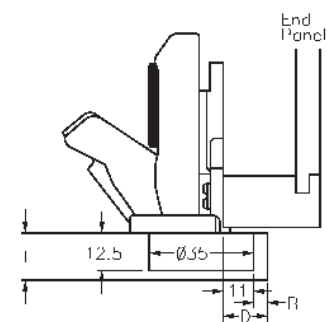
H (mm)	3	4	5	6
0	14	15	16	17
6	8	9	10	11



**Overlay Table**  
B Drill Dist. (mm)

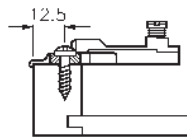
H (mm)	3	4	5	6
0	16	17	18	19
6	10	11	12	13

21 mm max. O.L.



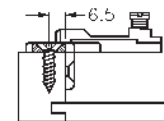
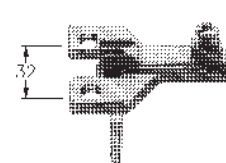
**Overlay Table**  
B Drill Dist. (mm)

H (mm)	3	4	5	6	7	8
0	14	15	16	17	18	19
6	8	9	10	11	12	13



CabinetWare Part Number	Overlay	Height (H)
<b>HGB-198.6600.22</b>	3/4"	0 mm
<b>HGB-198.6660.22</b>	1/2"	6 mm

Nickel plated. Die-cast height adjustable mounting plate for pan head wood screws.

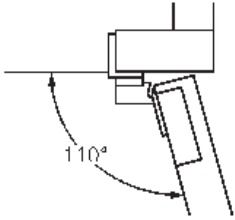


CabinetWare Part Number	Overlay	Height (H)
<b>HGB-198.6600.23</b>	3/4"	0 mm

Nickel plated. Die-cast height adjustable mounting plate for #6 flat head screws.

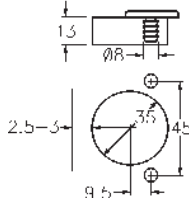
Select from full overlay Modul hinges shown on pages HG-6 for the required opening angle.

**110° COMPACT 33 FACE FRAME HINGE**

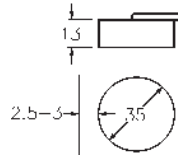


CabinetWare Part Number	Hinge Type	Zinc Die-cast Hinge Cup	Door Thickness
<b>HGB-33.360</b>	Self-closing	Screw-on	5/8" or
<b>HGB-33.363</b>	Self Closing	Press-in	3/4"

Press In Hinge Cup

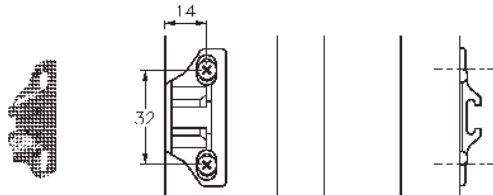


Screw On Hinge Cup



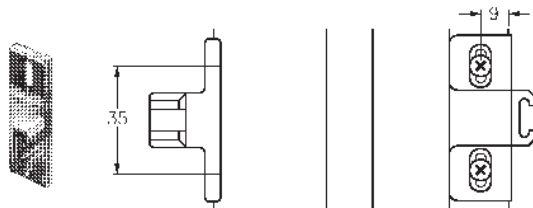
**blum® COMPACT 33 FACE FRAME MOUNTING PLATES**

Face Mounted



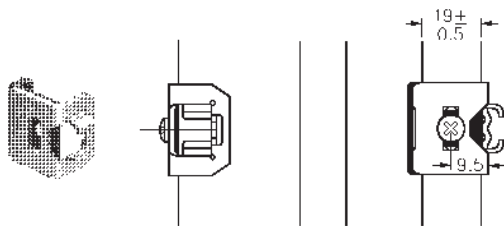
CabinetWare Part Number	Overlay
<b>HGB-133.0240</b>	1-3/8"+

Edge Mounted



CabinetWare Part Number	Overlay
<b>HGB-130.1100.24</b>	1/4"
<b>HGB-130.1100.23</b>	1/2"
<b>HGB-130.1100.26</b>	5/8"
<b>HGB-130.1100.22</b>	3/4"
<b>HGB-130.1110</b>	1"
<b>HGB-130.1120</b>	1-1/8"
<b>HGB-130.1130</b>	1-1/4"
<b>HGB-130.1140</b>	1-3/8"
<b>HGB-130.1150</b>	1-1/2"
<b>HGB-130.1160</b>	1-5/8"

WrapAround

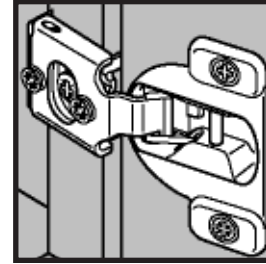


CabinetWare Part Number	Overlay
<b>HGB-130.2100.23</b>	1/2"
<b>HGB-130.2100.26</b>	5/8"
<b>HGB-130.2100.22</b>	3/4"
<b>HGB-130.2110</b>	1"
<b>HGB-130.2120</b>	1-1/8"
<b>HGB-130.2130</b>	1-1/4"
<b>HGB-130.2140</b>	1-3/8"
<b>HGB-130.2150</b>	1-1/2"
<b>HGB-130.2160</b>	1-5/8"

**blum** Compact Series One Piece Cup Hinges

**Compact 38N Series Hinges**

Nickel plated steel. 105° opening with 7/16" cup depth. Has ± 1/8" height adjustment & ±1/16" side adjustment. Cam depth adjustment provides +3/32" & -1/32". Various overlays listed below.

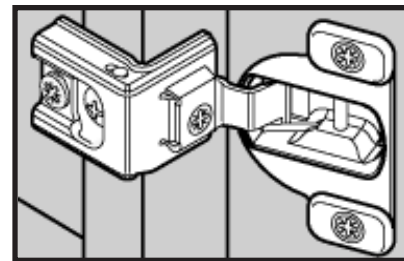


Mounting Plate Attachment	Cup Mount	3/8"	7/16"	1/2"	5/8"	3/4"
Wrap Around	Screw On	HGB-38N3550.06	HGB-38N3550.07	HGB-38N3550.08	HGB-38N3550.10	HGB-38N3550.12
	Press In	HGB-38N3580.06	HGB-38N3580.07	HGB-38N3580.08	HGB-38N3580.10	HGB-38N3580.12
Edge Mount	Screw On	-	-	HGB38N3550E08	-	-
	Press In	-	-	HGB38N3550E08	-	-

CabinetWare

**Compact 38C Series Hinges**

Nickel plated steel. 107° opening with 7/16" cup depth. Has ± 1/8" height adjustment & ±1/16" side adjustment. Cam depth adjustment provides +3/32" & -1/32". Wrap around mount only. Various overlays listed below.

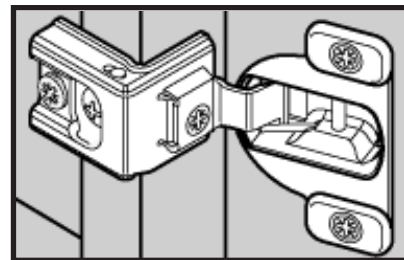


Cup Mount	1"	1¼"	1-5/16"	1-3/8"	1½"	1-9/16"
Screw On	HGB-38C3550.16	HGB-38C3550.20	HGB-38C3550.21	HGB-38C3550.22	HGB-38C3550.24	HGB-38C3550.25
Press In	HGB-38C3580.16	HGB-38C3580.20	HGB-38C3580.21	HGB-38C3580.22	HGB-38C3580.24	HGB-38C3580.25

CabinetWare

**Compact 39C Series Hinges**

Nickel plated steel. 110° opening with ½" cup depth. Has ± 1/8" height adjustment & ±1/16" side adjustment. Cam depth adjustment provides +3/32" & -1/32". Wrap around mount only. Various overlays listed below.

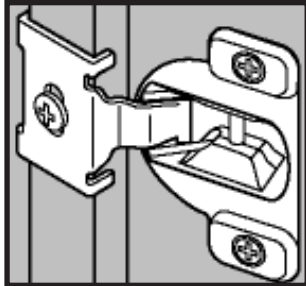


Cup Mount	1"	1¼"	1-5/16"	1-3/8"	1½"	1-9/16"
Screw On	HGB-39C3550.16	HGB-39C3550.20	HGB-39C3550.21	HGB-39C3550.22	HGB-39C3550.24	HGB-39C3550.25
Press In	HGB-39C3580.16	HGB-39C3580.20	HGB-39C3580.21	HGB-39C3580.22	HGB-39C3580.24	HGB-39C3580.25

**blum** Compact Series One Piece Cup Hinges

**Compact 38. Series Hinges**

Nickel plated steel. 105° opening with ±7/16" cup depth. Has ± 1/8" height adjustment. Various overlays listed below.

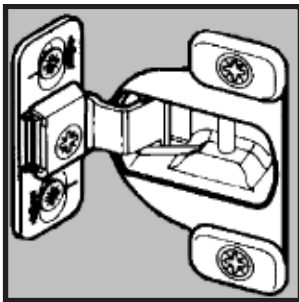


Mounting Plate Attachment	Cup Mount	7/16"	1/2"
Wrap Around	Press In	<b>HGB-38.3580.07</b>	<b>HGB-38.3580.08</b>
Edge Mount	Screw On	-	<b>HGB-38.3550E08</b>
	Press In	-	<b>HGB-38.3550E08</b>

CabinetWare

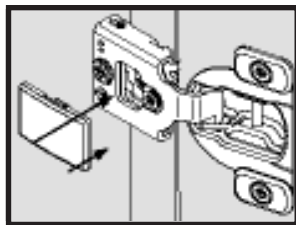
**Compact 38A Series Hinges**

Nickel plated steel. 107° opening with 7/16" cup depth. Has ± 1/8" height adjustment & ± 1/16" side adjustment. Overlay can be from 1-3/8" and greater. Wrap around mount only.



Cup Mount	1-3/8"+
Screw On	<b>HGB38A3550F22</b>
Press In	<b>HGB38A3580F22</b>

CabinetWare

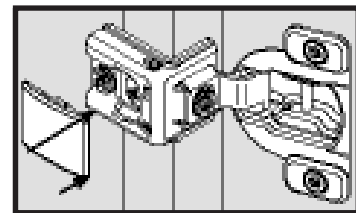


38N Series Cap

**Compact Series Cover Caps**

Nickel plated stainless steel cover caps for 38N & 38/39C series Compact hinges. Cover caps clip on / off. Available blank or with printed custom logo. 5000 piece minimum. Call for more information.

**HGB-38N3508** For 38N Series  
**HGB-38C3508** For 38/39C Series



38/39C Series Cap

CabinetWare



Become *unhinged* by the wide variety and selection of

**CabinetWare.com**

**CabinetWare**®

[www.cabinetware.com](http://www.cabinetware.com)

Sarasota

1-800-226-6300

Jacksonville

1-866-855-1575

Orlando

1-888-575-1500

Tampa

1-800-257-1855

**BLUMOTION 973A**



Automatically adjusts to the closing force of the door. Nickel plated steel construction. Simple attachment to Blum hinges.

*For straight hinge arm*

- CLIP top 107°
- CLIP top 120°
- CLIP top 120°+
- CLIP top thick door
- CLIP top 120° aluminum frame
- CLIP 100°
- CLIP 107°

**HGB-973A0500**

*For half-cranked hinge arm*

- CLIP top 107°
- CLIP top 120°
- CLIP top thick door
- CLIP top 120° aluminum frame
- CLIP 100°
- CLIP 107°

**HGB-973A0600**

*For full-cranked hinge arm*

- CLIP top 107°
- CLIP top thick door
- CLIP 100°

**HGB-973A0700**

*For wide angle hinges with a straight or half cranked hinge arm*

- CLIP top 170°
- CLIP 155° 0-protrusion

**HGB-973A6000**

CabinetWare

**Notes**

---



---



---



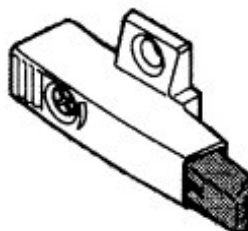
---



---

**BLUMOTION 971A**

Nickel plated zinc diecast construction. Adjustable to various door sizes and weights. Installed onto hinge side of panel. For use with straight arm hinge and either 0mm or 3mm mounting plate.

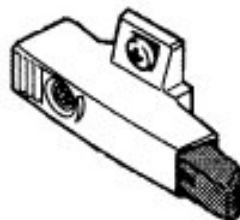


*Wing Plate*

- 37mm set back, 32mm apart
- #6 wood screw

0mm  
3mm

**HGB-971A0500**  
**HGB-971A2500**




*Wing Plate EXPANDO*

- 37mm set back, 32mm apart
- 5mm EXPANDO dowels

0mm  
3mm

**HGB-971A05E0**  
**HGB-971A25E0**



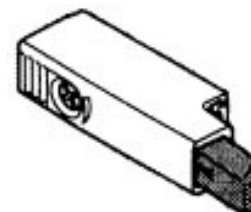
*Face frame adaptor plate*

- Center mount
- #6 wood screw

0mm  
3mm

**HGB-971A0700**  
**HGB-971A2700**

**BLUMOTION 971A (cont.)**

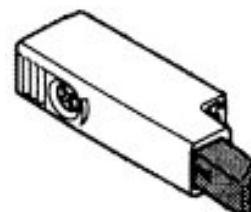


*2 piece in-line plate (Screw-on)*

- 20mm set back, 32mm apart
- #6 wood screw

0mm  
3mm

**HGB-971A0200**  
**HGB-971A2200**



*2 piece in-line plate (Press-on)*

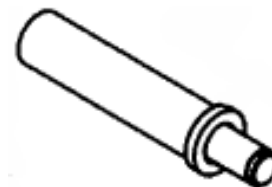
- 20mm set back, 32mm apart
- 10mm dowels

0mm  
3mm

**HGB-971A0230**  
**HGB-971A2230**

CabinetWare

**BLUMOTION 970A**

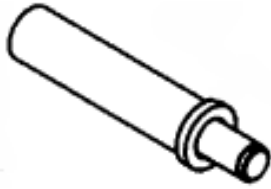


Automatically adjusts to the closing force of the door. Installed into the top and or bottom panel or with adaptor plates on hinge side. \*Can not be used with 970.5203.21

**HGB-970A1002**

Please note - Some products featured in this catalog may not be stock items. See CabinetWare.com for current stock availability.

**BLUMOTION 970.**



Installs opposite of hinge side. Bored into end panel or attached with various adaptor plates. Automatically adjusts to the closing force of the door.  
**HGB-971.1002**

CabinetWare


**ADAPTOR PLATES FOR BLUMOTION 970A & 970.**



Face frame adaptor.  
 Zinc die-cast **HGB-970.5701**  
 Nylon-gray **HGB-970.1701**



Face frame double adaptor  
 Zinc die-cast **HGB-970.6701**



In-line adaptor: screw-on and press-in.

Zinc die-cast, screw-on **HGB-970.5201**  
 Zinc die-cast, press-in **HGB-970.5231**  
 Nylon-gray, screw-on **HGB-970.1201**  
 Nylon-gray, press-in **HGB-970.1231**

**ADAPTOR PLATES FOR BLUMOTION 970A & 970.**

(cont.)



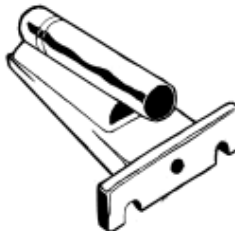
37/32mm adaptor

EXPANDO, zinc die-cast **HGB-970.55E1**  
 EXPANDO, Nylon-gray **HGB-970.15E1**  
 Screw-on, nylon-gray **HGB-970.1501**



37/32mm double adaptor

Screw-on, nylon-gray **HGB-970.2501**



Inset adaptor

Screw-on, zinc die-cast  
 \*Can not be used with 970A1002  
**HGB-970.5203.21**

CabinetWare

**Notes**

---



---



---



---



---

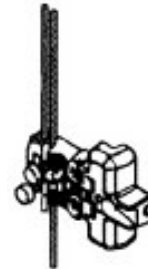
**BLUMOTION 970A BORING TEMPLATE**



For pre-boring of a BLUMOTION 970A. 10mm drill bushing for edge boring. Includes 10mm stop collar. Bores left and right side of cabinet.  
**TLB-65.5010**

CabinetWare

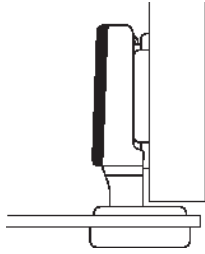
**BLUMOTION 970. BORING TEMPLATE**



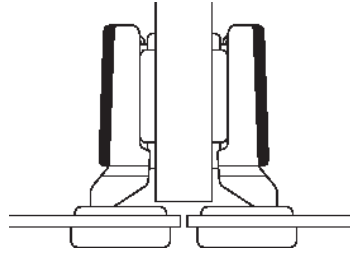
For pre-boring of a BLUMOTION 970. 10mm drill bushing for edge boring. Templates for all BLUMOTION adaptors. includes 10mm, 5mm & 2.5mm stop collars. Bores left and right side of cabinet.

**TLB-65.5000**

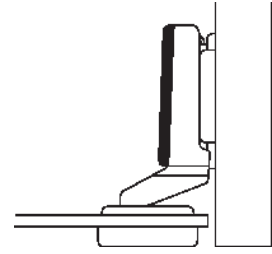
## blum® 92° CLIP HINGE FOR GLASS DOORS



Full Overlay



Half Overlay or Twin



Flush or Inset

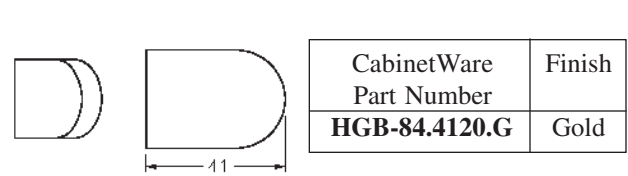
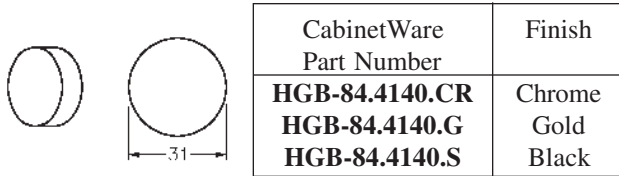
### Minimum Reveal Table

		T Door Thickness (mm)				
B	Drill Dist. (mm)	4.5	5	6	7	
5.5	6	1.0	1.9	2.5	3.2	
7	7	0.9	1.7	2.3	3.0	

blum® Clip hinges for glass doors are self-closing with 26mm dia. nylon screw-on hinge cups. The drilling distance B=5.5-7mm. See page HG-5 for Clip hinge mounting plates.

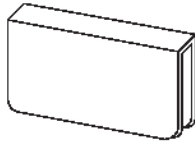
CabinetWare Part Number	Application
<b>HGB-75M4100</b>	Full Overlay
<b>HGB-75M4200</b>	Half Overlay
<b>HGB-75M4300</b>	Inset or Flush

## blum® 92° GLASS DOOR CLIP HINGE COVER CAPS



CabinetWare

## GLASS DOOR PULLS

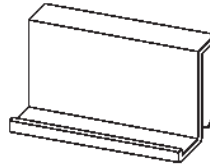


Strikeplate.  
1/4" maximum glass thickness.

Polished chrome.  
**DH-509.PC**

Polished Brass.  
**DH-509.PB**

Black.  
**DH-509.BL**




1/4" maximum glass thickness.

Polished chrome.  
**DH-GD15PC**

Polished Brass.  
**DH-GD15PB**

Black.  
**DH-GD15BK**



Two-piece threaded finger pull for glass 3/16" to 5/16" thick.  
1-1/16" O.D.

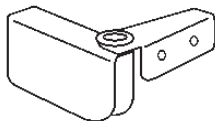
Bright chrome  
Dull Brass

**DH-836ANO**  
**DH-836BR**

See page LA-1 for magnetic touch latches.

Please note - Some products featured in this catalog may not be stock items. See CabinetWare.com for current stock availability.

**INSET HINGE**



For 3/16" - 1/4" glass. No bore. Side mounted. Metal glass locking screws.

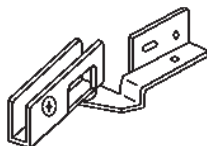
Polished brass.  
**HG-GD86PB**

Polished chrome.  
**HG-GD86PC**

Black.  
**HG-GD86BK**

CabinetWare

**OVERLAY HINGE**



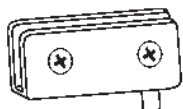
For 3/16" - 1/4" glass. No bore. Side mounted. Nylon glass locking screw. 1/4" max. overlay.

Polished brass.  
**HG-GD96PB**

Polished chrome.  
**HG-GD96PC**

CabinetWare

**INSET PIVOT HINGE**

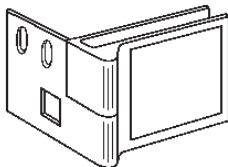


For 5mm-3/16" glass. No bore. 180° opening. Nylon glass locking screws.

Polished brass  
**HG-510.PB**

Polished chrome  
**HG-510.PC**

**INSET HINGE**



For 3/16" - 1/4" glass. No bore. 180° opening. Removable lock catch. Nylon locking screw.

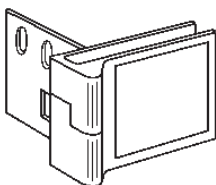
Polished brass.  
**HG-51PG**

Polished chrome.  
**HG-51PC**

Matte black  
**HG-51BK**

CabinetWare

**OVERLAY HINGE**




For 3/16" - 1/4" glass. No bore. 180° opening. Removable lock catch. Nylon locking screw. 7/32" overlay.

Polished brass.  
**HG-54PG**

Polished chrome.  
**HG-54PC**

CabinetWare

Log on to



*Your ultimate resource!*

- Trade Pricing
- Secure On-line Ordering
- Account Status
- 24 / 7 / 365
- Real Time Inventory

**Call your local sales representative today for a password!**



**Notes:**

Remember those strike plates and magnetic catches for glass doors.....

---



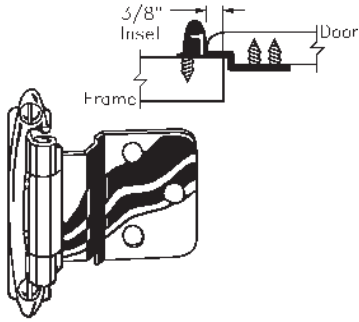
---



---

SEMI-CONCEALED CABINET HINGES

3/8" INSET DOORS



Surface mounted. Self-closing when door is opened 30° or less. Uses 5-#6 x 5/8" O.H. screws.

Burn. Brass **HGA-7128.BB**  
 Polished Brass **HGA-7128.3**  
 White **HGA-7128.W**



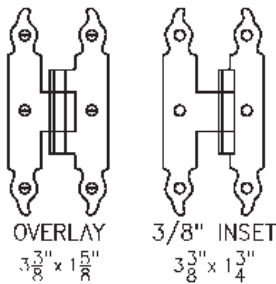
ANNIVERSARY SERIES

Surface mounted. 3/8" inset. Self-closing when door is opened 30° or less. Uses 5-#5 x 5/8" O.H. screws.

Sterling nickel **HGA-7328.G9**  
 Antique English **HGA-7328.AE**

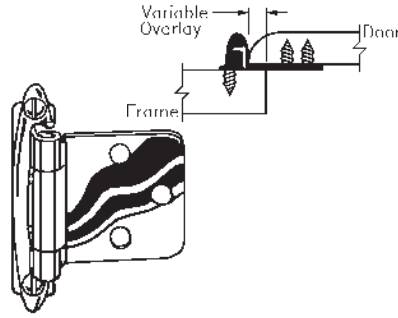
CabinetWare

"H" HINGES



Antique English finish.  
 3/8" Inset **HGA-1672.AE**  
 Flush Overlay **HGA-1670.AE**

OVERLAY DOORS



Surface mounted. Solid Brass. Self-closing when door is opened 30° or less. Uses 3-#5 x 1/2" F.H. and 2-#5 x 5/8" O.H. screws. Polished brass finish.

**HGA-1457.3**

Die Cast Material. Surface mounted. Self-closing. Polished chrome.  
**HG-205PC**



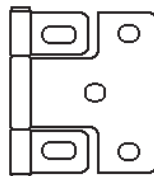
ANNIVERSARY SERIES

Surface mounted variable overlay hinge. Self-closing when door is opened 30° or less. Uses 3-#5 x 1/2" F.H. and 2-#5 x 5/8" O.H. screws.

Sterling nickel **HGA-7329.G9**  
 Sterling brass **HGA-7329.O74**  
 Antique English **HGA-7329.AE**

CabinetWare

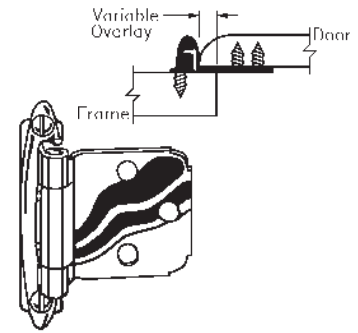
OVERLAY CABINET HINGE



Face mounted, adjustable overlay. Requires 3-#6 x 1/2" F.H. and 2-#6 x 5/8" F.H. screws.

Burnished brass. Self-closing.  
**HGA-7531.BB**

OVERLAY DOORS



Surface mounted. Self-closing when door is opened 30° or less. Uses 3-#6 x 1/2" F.H. and 2-#6 x 5/8" O.H. screws.

Burnished brass **HGA-7139.BB** Pewter **HGA-7139.CP**

Polished brass **HGA-7139.3** Almond **HGA-7139.A**

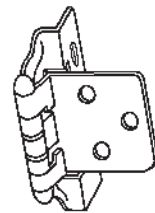
Black nickel **HGA-7139.BN** Wrought Iron **HGA-7139.WI**

Black **HGA-7139.BK** White - Chrome tips **HGA-7139.W**

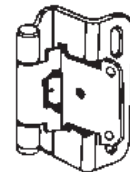
Polished chrome **HGA-7629.26** White - Brass tips **HGA-7139.W3**

CabinetWare

WRAP AROUND



Surface mounted. 1/4" overlay. Self-closing. Burnished brass.  
**HGA-7553.BB**

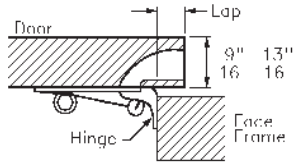
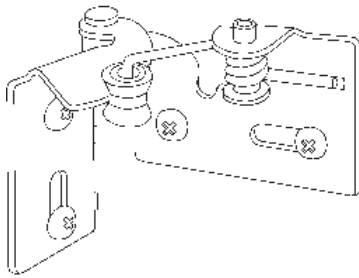


1/2" overlay. Surface mounted.

Polished brass **HGA-7550.3**  
 Burnished brass **HGA-7550.BB**  
 White **HGA-7550.W**  
 Nickel **HGA-7550.14**  
 Wrought Iron **HGA-7550.WI**

**SEMI-CONCEALED CABINET HINGES**

**YOUNGDALE HINGES**



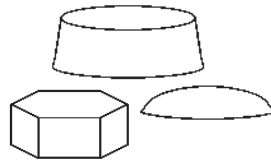
Self-closing hinge for overlay doors. Doors must be notched. Hinge overlaps stile 1/4" - 3/8" for 5/8" and 3/4" thick doors.

Antique brass **HGY-Y5AB**  
Nickel finish **HGY-Y5NI**

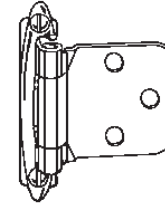
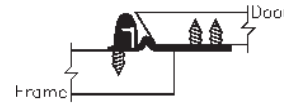
Self-closing hinge for overlay doors. Doors must be notched. Hinge overlaps stile 1/2"

Antique brass **HGY-Y6AB**  
Nickel finish **HGY-Y6NI**

**See page  
HG-22  
for  
Door &  
Drawer  
BUMPERS**



**REVERSE BEVEL**



Surface mounted. Self-closing 25° or less. 9/16" knuckle height. 1-5/8" barrel length. For 30° reverse bevel doors.

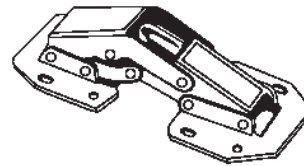
Polished Chrome.  
**HGA-7630.26**

Polished Brass  
**HGA-7630.3**

Burnished Brass  
**HGA-7630.BB**

CabinetWare

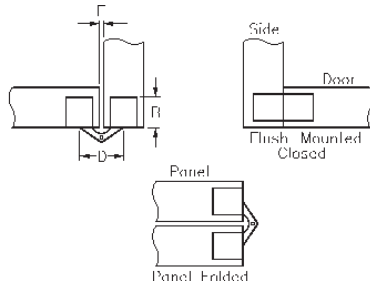

**CONCEALED EASY-ON HINGES**



For overlay or inset doors. 90° opening. No pre-mounting plates. Spring loaded. Self-closing and locking. 1-3/4" x 4-1/8" zinc plated.  
**HGK-P6992C**

CabinetWare

**CONCEALED CABINET CYLINDER HINGES**

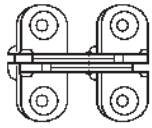


Mortise cylinder hinge. Excellent for doors and concealed flaps. 180° opening. Simply drill hole and press-in. Dull brass finish except HG-14TAN (tan colored nylon press-in socket).

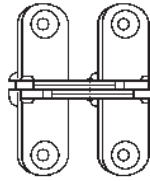
CabinetWare Part Number	Dia.		B		D		E	
	in	mm	in	mm	in	mm	in	mm
<b>HG-610BR.10</b>	25/64	10	7/16	11	21/32	16.5	3/32	2.5
<b>HG-610BR.12</b>	15/32	12	17/32	13.5	25/32	20	9/64	3.5
<b>HG-610BR.14</b>	35/64	14	39/64	15.5	29/32	23	1/8	3
<b>HG-610BR.16</b>	5/8	16	21/32	16.5	63/64	25	1/8	3
<b>HG-610BR.18</b>	45/64	18	11/16	17.5	1-1/16	27	1/8	3
<b>HG-610BR.24</b>	15/16	24	63/64	25	1-7/16	36.5	11/64	4.5
<b>HG-14TAN</b>	35/64	14	25/32	20	55/64	22	5/64	2



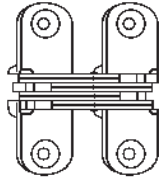
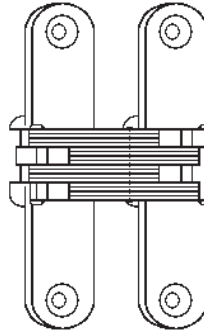
## SOSS INVISIBLE HINGES



HG-100.US4



HG-101.US4

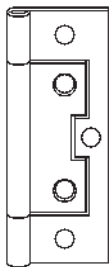

 HG-203.US4  
HG-303.US4

 HG-216.US4  
HG-218.US4

The SOSS invisible hinge provides security, safety and a smooth finished look. When in the closed position, it is impossible to tamper with the hinge. In the opened position, the upset, riveted hinge pin cannot be removed. The SOSS hinge is especially useful for mirrored doors and other surfaces where continuity of the surface look cannot be interrupted by unsightly hinge hardware. Die-cast with a dull brass finish.

CabinetWare Part Number	Min. Door Thickness	Plate Size
<b>HG-100.US4</b>	1/2"	3/8" x 1"
<b>HG-101.US4</b>	1/2"	3/8" x 1-11/16"
<b>HG-303.US4</b>	11/16"	1/2" x 1-1/2"
<b>HG-203.US4</b>	3/4"	1/2" x 1-3/4"
<b>HG-216.US4</b>	1-3/8"	1" x 4-5/8"
<b>HG-218.US4</b>	1-3/4"	1-1/8" x 4-5/8"

CabinetWare

## NON-MORTISE HINGE

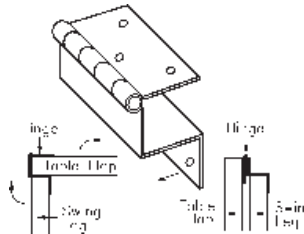


Easy to install. Free-swinging. Statuary bronze.

**HGE-4655.209**

2" hinge

## ROTARY SWING LEG HINGE

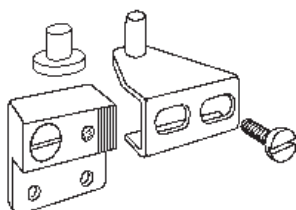


Rotates swing leg 270°. Accommodates 1" square "U" leg of wood or steel and 3/4" thick table flap. 0.060 cold rolled steel.

Chrome plated.  
**HG-270NP**

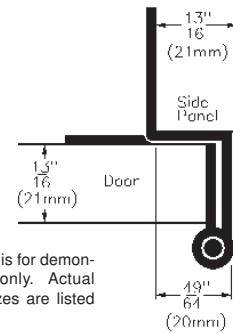
CabinetWare

## CONCEALED PIVOT HINGE

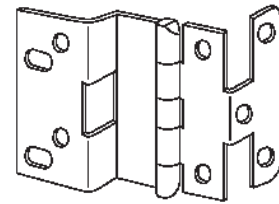


For hanging doors to top and bottom frame members. 3/16" side to side and 1/8" front to back adjustability.  
**HG-704**

## INSTITUTIONAL HINGES



2 3/4" five knuckle hinge with 32mm adjustable screw hole pattern. Hospital tips. Vertical adjustment.



3/4" door panel. 3/4" side panel.  
**HG-374.26D** Dull chrome

13/16" door panel. 13/16" side panel.  
**HG-375.26D** Dull chrome

13/16" door panel. 3/4" side panel.  
**HG-376.26D** Dull chrome

3/4" door panel. 3/4" side panel.  
**HG-31BK** Black powder coat

3/4" door panel. 3/4" side panel.  
**HG-31PB** Polished brass

3/4" door panel. 3/4" side panel.  
**HG-31SC** Satin powder chrome

13/16" door panel. 5/8" side panel.  
**HG-32SC** Satin powder chrome

13/16" door panel. 13/16" side panel.  
**HG-33SC** Satin powder chrome

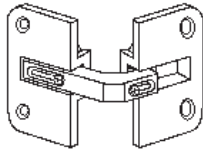
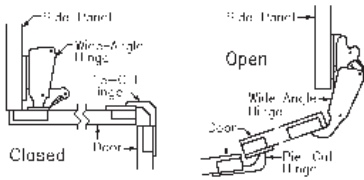
13/16" door panel. 3/4" side panel.  
**HG-34SC** Satin powder chrome

CabinetWare

**CabinetWare**  
has the right hinge  
for the job!

Please note - Some products featured in this catalog may not be stock items. See CabinetWare.com for current stock availability.

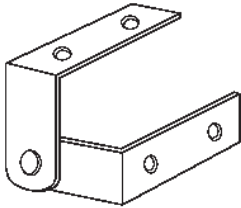
PIE-CUT CORNER HINGES



Concealed hinge for base cabinet. May be used in lieu of a piano hinge. Free-swinging. Nickel plated. HG-343.90.700

CabinetWare

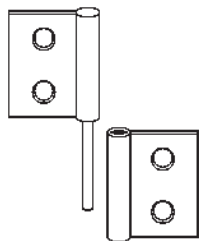
GRAVITY PIVOT HINGE



Known as the "McDonalds" or "Burger King" hinge. Heavy duty pivot hinge is commonly used on trash receptacles. For use on panels up to 1" thick. Polished chrome finish. HG-666ZC

CabinetWare

LIFT OFF HINGE



2-1/4" with 3/4" leaves. Nickel plated. HG-612

FLAP HINGES

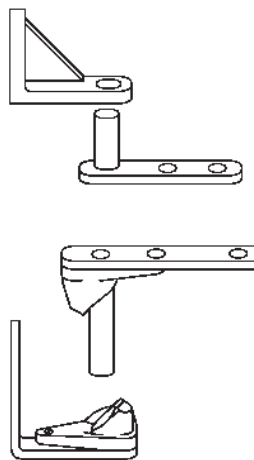


Concealed all metal flap hinge with full adjustment. 1mm lip hides rough edges.

HG-35STB Statuary bronze
HG-35NP Nickel plated

CabinetWare

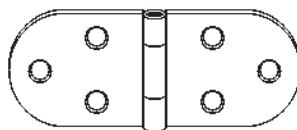
CAFÉ DOOR HINGE



For 3/4" to 1-3/4" panels with hold open. Gravity pivot hinge with cam. Brass finish. HG-004BR

CabinetWare

SEWING MACHINE HINGE

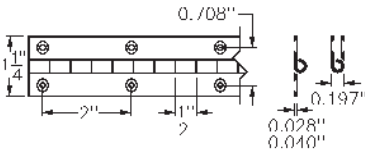


1-3/16" wide x 3-1/4" long open. HG-205BR Brass finish

Notes

Series of horizontal lines for taking notes.

## PIANO HINGES

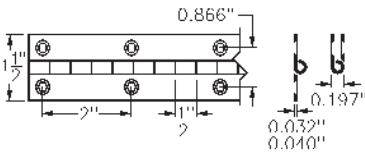


Continuous steel hinge. 1/4" wide x 72" long x 0.028" thick.

Nickel plated.  
**HG-S40NP1Q6**

Stainless steel. 0.040" thick.  
**HG-12SSS**

Solid brass. 0.040" thick.  
**HG-SBPB196**

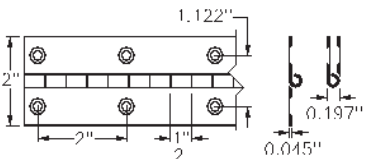


Continuous steel hinge. 1/4" wide x 72" long x 0.032" thick.

Brass plated.  
**HG-S40BP1H6**

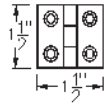
Nickel plated.  
**HG-S40NP1H6**

Stainless steel. 0.040" thick.  
**HG-150SS**

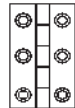


Continuous steel hinge. 2" wide x 72" long x 0.045" thick. Nickel plated.  
**HG-S40NP26**

## BUTT HINGES



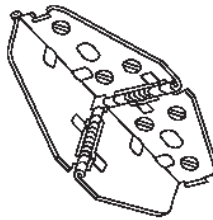
3 knuckle swaged butt hinge. 1/2" long x 1 1/2" wide x 0.040" thick. Four #5 (FA-F5012B) screws not included. Bright brass.  
**HG-150BR**



Steel. 5 knuckle swaged butt hinge. 2" long x 1-9/16" wide. Six #6 F.H. screws not included. Zinc finish.  
**HG-75.1820**

CabinetWare

## LEVELER TABLE FLAP HINGE

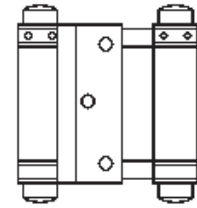


Used in sets of 8 hinges. Sold each. Converts square table tops to round. 13 gauge heavy steel. 30" opens to 42" round. 36" opens to 51" round. 42" opens to 60" round. Brass plated. With screws  
**HG-838**

**See pages FH-4 & FH-5  
for table slides and  
bases.**

CabinetWare

## DOUBLEACTION SPRING HINGES



Sold in pairs

3" long. Gold color.  
**HG-903BR**

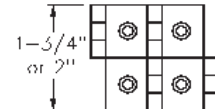
4" long. Gold color.  
**HG-904BR**

4" long. Prime coat finish.  
**HG-904PRIME**

6" long. Brass.  
**HG-906BR**

CabinetWare

## DOUBLE ACTING FOLDING SCREEN HINGES



1-3/4" long for 3/4" thick panels. Brass finish.

**HG-551BR175**

2" long for 1-1/8" thick panels. Brass finish.

**HG-551BR2**

Please note - Some products featured in this catalog may not be stock items. See CabinetWare.com for current stock availability.



Log on  
Today!

# CabinetWare.com

- Trade Pricing
- Secure On-line Ordering
- Account Status
- 24 | 7 | 365
- Real Time Inventory



Visit  
CabinetWare.com

## CabinetWare®

www.cabinetware.com

Sarasota  
1-800-226-6300

Jacksonville  
1-866-855-1575

Orlando  
1-888-575-1500

Tampa  
1-800-257-1855

3M BUMPON  
QUIET CLEAR



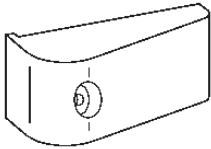
Designed to provide optimum sound damping for cabinetry while blending in with any decor. Sticks and stays in position.

Ht. .14"; Dia. .50". 91 per pad.  
Cylindrical, Clear. SJ6512  
UPM-45773

Ht. .15"; Length .433". 5000 per box.  
Hexagonal, Clear. SJ6561  
UPM-45764

CabinetWare

BLUM DRAWER  
BUMPER



1/2" width. White nylon bumper that prevents drawer from hitting door when drawers are mounted behind a door.

BU-600030.1100

CabinetWare

FELT  
CYLINDRICAL BUMPERS



3/8" dia. 1/8" thick. Brown. 5000/roll.  
Sold by the roll.

BU-038BN

3/8" dia. 1/8" thick. White. 5000/roll.  
Sold by the roll.

BU-038WH

3M BUMPON  
CRYSTAL CLEAR



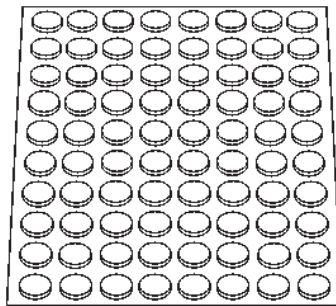
Designed to provide optimum sound damping for cabinetry while blending in with any decor. Sticks and stays in position.

Ht. .14"; Dia. .50". 56 per pad.  
Cylindrical, Crystal Clear. SJ6512  
UPM-45773

Ht. .085"; Dia. .". 00 per pad.  
Hexagonal, Clear. SJ6561  
UPM-45764

CabinetWare

CYLINDRICAL  
BUMPERS

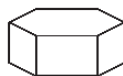


1/2" dia. 9/64" thick. Sold by the card. 200/card. Clear polyurethane rubber. 5000/box quantity.

BU-12

CabinetWare

HEXAGONAL  
BUMPER



5/16" x 7" thick. Beige foam bumpers. 210/card. Sold in any quantity.

BU-HEX

3M BUMPON  
BLISTER PACKS



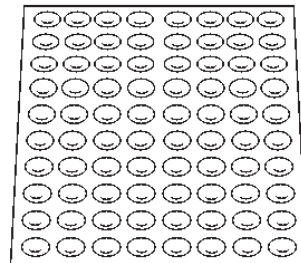
Use almost anywhere slamming, scratching, nicking, scuffing, marring, sliding, or noise could be a problem for your product.

Ht. .125"; Width .433". 132 per pad.  
Hexagon, Lt. Brown. SJ5201  
UPM-53537

Ht. .140"; Width .50". 56 per pad.  
Cylindrical, White. SJ5412  
UPM-53533

CabinetWare

BELL-SHAPED  
BUMPERS



11/32" dia. 3/32" thick. Clear polyurethane rubber. Sold by the card. 144/card. 5040/box quantity.

BU-02

CabinetWare

Notes

Four horizontal lines for writing notes.